



District Report Card: 2017


| | |
|---------------------------|--|
| State: Maharashtra | District: Raigarh (maharashtra) |
| Class: 5 | Subject: Language |
| Schools: 61 | Students: 1443 |


Participation/Coverage


Students

| | | | | | | | | |
|--|--------|--|-------|--|--------|--|-------|--|
| <div>GENDER</div> <div></div> | Boys | | | | Girls | | | |
| | Number | | % | | Number | | % | |
| | 698 | | 48.37 | | 745 | | 51.63 | |

| | | | | | | | | |
|---|--------|--|-------|--|--------|--|-------|--|
| <div>AREA</div> <div></div> | Rural | | | | Urban | | | |
| | Number | | % | | Number | | % | |
| | 1175 | | 81.43 | | 268 | | 18.57 | |

| | | | | | | | | |
|--|--------|------|--------|-------|--------|-------|--------|-------|
| <div>CATEGORY</div> <div></div> | SC | | ST | | OBC | | GEN | |
| | Number | % | Number | % | Number | % | Number | % |
| | 82 | 5.68 | 263 | 18.23 | 543 | 37.63 | 555 | 38.46 |

| | | | | | | |
|--|----|----|----|------|----|-----|
| <div>CWSN</div> <div></div> | LD | VI | HI | S&LD | ID | Oth |
| | 0 | 4 | 4 | 0 | 3 | 13 |

| | | | | | | |
|--|------------|--|-------|------------------|--|-------|
| <div>Management</div> <div></div> | Government | | | Government-aided | | |
| | Number | | % | Number | | % |
| | 449 | | 31.12 | 994 | | 68.88 |

Average Performance of Students in Language (%)

| Overall | Gender | | Area | | Management | | Social Group | | | |
|---------|--------|--------|-------|-------|------------|-------|--------------|-------|-------|-------|
| | Male | Female | Rural | Urban | Govt. | Aided | SC | ST | OBC | GEN |
| 58.84 | 54.59 | 62.81 | 59.13 | 57.56 | 60.71 | 57.99 | 51.22 | 49.99 | 59.72 | 63.29 |

Performance on Learning Outcomes (LOs)

| Learning Outcomes | Description | Average Performance(%) |
|-------------------|--|------------------------|
| L504 | Reads and comprehends independently storybooks, news items/ headlines, advertisements etc. | 57.12 |
| L508 | Reads text with comprehension, locates details and sequence of events | 59.70 |

| Range of Performance of Students who Answered Correctly | | | | | | | |
|---|-------|-----------|-------|-----------|-------|-----------|-------|
| Below 30% | | 30% - 50% | | 50% - 75% | | Above 75% | |
| Number | % | Number | % | Number | % | Number | % |
| 201 | 13.93 | 337 | 23.35 | 511 | 35.41 | 394 | 27.30 |

Lowest Performing Learning Outcomes (LOs)

- 1 - Reads and comprehends independently storybooks, news items/ headlines, advertisements etc. (57.12)
- 2 - Reads text with comprehension, locates details and sequence of events (59.70)